






Spring & Easter Scissor Skills Puzzles



tulip	_____	
butterfly	_____	


Spring Scissor Skills Puzzle

Color, cut, and use in puzzle activities.




Spring Scissor Skills Puzzle

Color, cut, and use in puzzle activities.




Spring Scissor Skills Puzzle

Color, cut, and use in puzzle activities.




Spring Scissor Skills Puzzle

Color, cut, and use in puzzle activities.




Easter
Scissor Skills Puzzle
Color, cut, and use in puzzle activities.



Spring Scissor Skills Puzzle

Color, cut, and build the puzzle.



1

2


3

4

5

Spring Scissor Skills Puzzle

Color, cut, and build the puzzle. Write the words.




lamb

soft



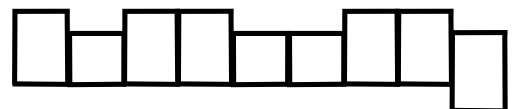
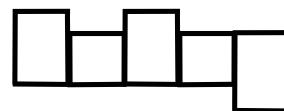
Spring Scissor Skills Puzzle

Color, cut, and build the puzzle. Write the words.



tulip

butterfly



Spring Scissor Skills Puzzle

Color, cut, and build the puzzle. Write the words.


1

2

3

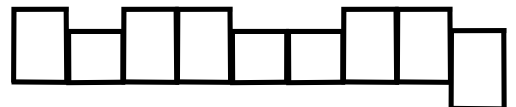
4

5



flower


butterfly




Spring Scissor Skills Puzzle

Color, cut, and build the puzzle. Write the words.

1




2




3



4

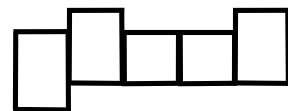


5




plant

water



Spring Scissor Skills Puzzle

Color, cut, and build the puzzle. Write the words.



bird




rainbow



Spring Scissor Skills Puzzle

Color, cut, and build the puzzle. Write the words.



sun


bird

□ □ □

□ □ □ □

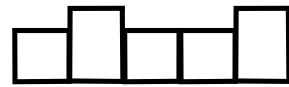
Spring Scissor Skills Puzzle

Color, cut, and build the puzzle. Write the words.




cloud

rain



Spring Scissor Skills Puzzle

Color, cut, and build the puzzle.





Spring & Easter Scissor Skills Puzzles

COPYRIGHT AND TERMS OF USE

Text and Images Copyright 2022

The OT Toolbox ® and Colleen Beck OTR/L

www.theotttoolbox.com

All rights reserved. No part of this publication may be reproduced, distributed, or transmitted in any form or by any means, without written permission of the author.

You May: Make copies for each student on your caseload or in your classroom. You may upload to your personal account on a teletherapy platform, your own Google classroom. You may email this resource to parents on your own caseload or classroom.

You May NOT: Upload to a school-wide classroom or server. Direct parents/therapists/teachers to www.theotttoolbox.com for their personal use. Do not alter this file or document pages in any way. You may not post them in online platforms such as Facebook groups, forums, websites, shared files, etc. Please direct others to The OT Toolbox for access. You may not sell or profit in any way from these files. Copyright The OT Toolbox ® 2022.



DISCLAIMER

This product, along with all products created by or hosted on The OT Toolbox ® sites and social media channels, has been created for educational purposes only. The information found in this publication should not substitute for medical advice from a physician. If necessary, all children should be individually evaluated by an occupational therapist. This publication does not substitute direct intervention from a physician or occupational therapist. All activities should be completed with common sense and with direct observation by a responsible adult. Use of the activities in this publication indicate consent. The author of this publication and The OT Toolbox ®, its contributors and affiliates are not liable for any injury caused to a child by completing these activities. Your use of these materials indicates agreement.

THE **OT** TOOLBOX®